

Multilingual Families

Supporting multilingual families – a linguistic treasure for Europe

The Multilingual Family resources



Multilingual Families

Introduction to the Project

Mission

Preserving the
linguistic and
multi-cultural
diverse
treasure
brought to
Europe by
immigration,
for the
individual, the
family and
society

Preserving the **linguistic** and **multi-cultural diverse**
treasure brought to Europe by **immigration**, for the individual, the
family and society

Preserving the **linguistic**
and **multi-cultural diverse**
treasure brought to Europe
by **immigration**, for the
individual, the family and
society

Multilingual Families

Introduction to the Resources

Resources

For Families

Immigrants, expats, families with parents from more than one country, any family a parent fluent in more than one language

For Educators

Teachers (any subject), administrators, curriculum

For Children

Immigrants, expats, families with parents from more than one country, any family that has a parent that is fluent in more than one language

Multilingual Families

The resources

Where

Website

<http://www.multilingual-families.com>

Facebook

<https://www.facebook.com/MultilingualFamilies>

YouTube

<http://www.youtube.com>

Ourbook

<http://www.ourbook.com/books/multilingual-families-estory-children/>
<http://www.ourbook.com/books/multilingual-families-estory-children-0-5/>

Don't Panic



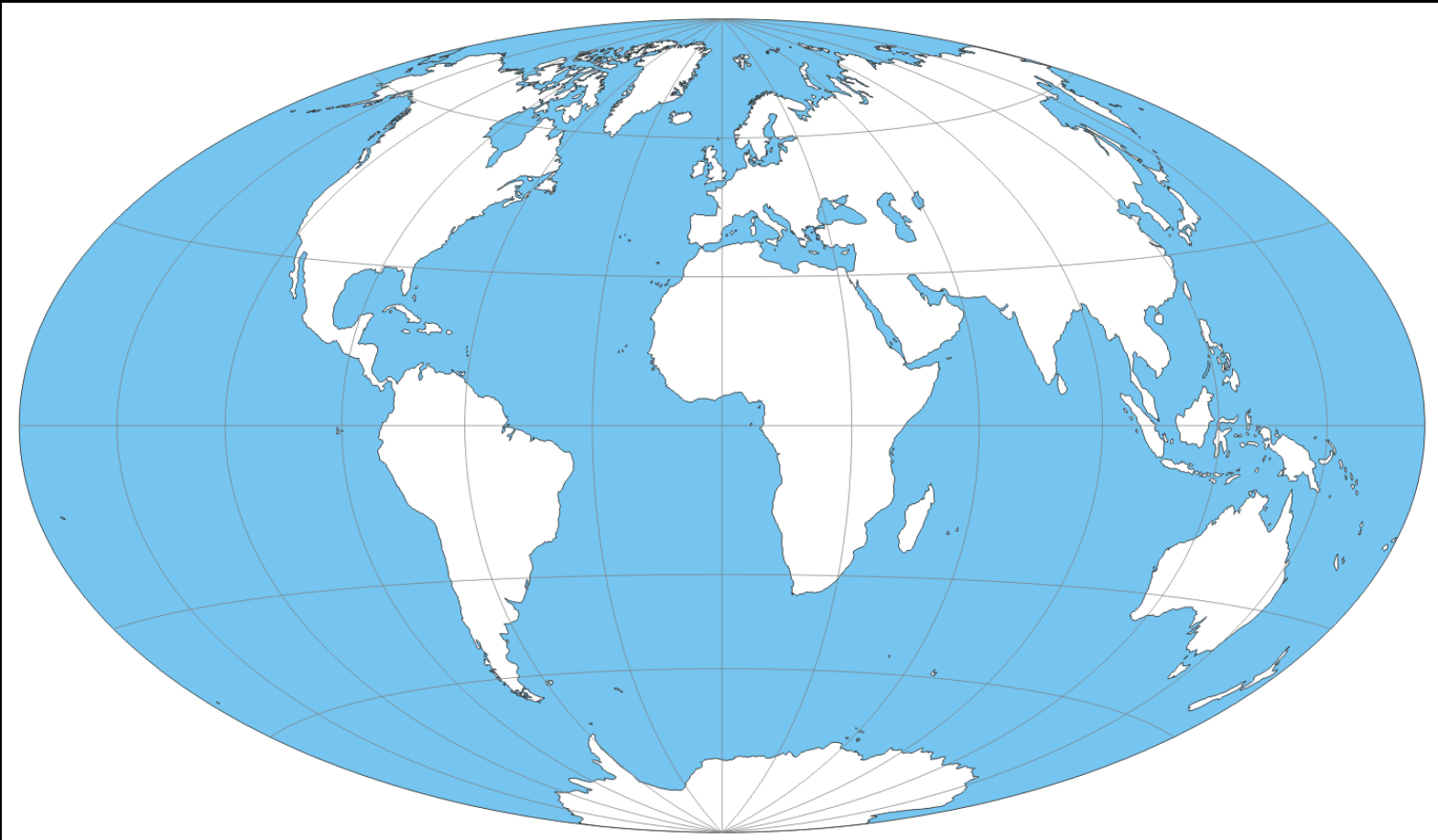
Link document

<https://app.box.com/s/8mcjajcz9ne3pcc0ieeo>

<http://tinyurl.com/peyuvj2>

Multilingual Families The resources

Languages



Česky, Español, Deutsch, Polski, English

Multilingual Families Resources for Families

Families

Includes

Introductory brochure

Why to raise your children multilingually' for parents

Parent's Guide

On how to motivate children to use the family language

Self access guide for parents

Activities for parents

Case studies



Self access
guide
for parents

Activities
for parents

Multilingual Families Resources for Educators

Educators

Includes

Introduction for teachers

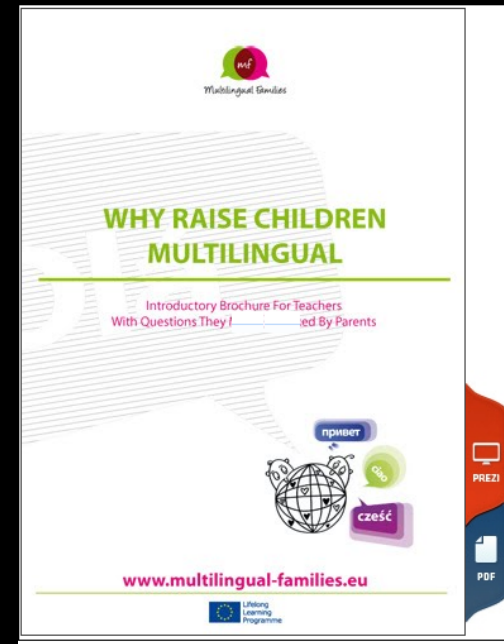
Why Should A Teacher Support Multilingualism
The Advantages Of Being Multilingual
What Can You Do To Support Multilingualism
Questions And Answers
Bibliography

Teacher guide to the Project

Preface
Introduction To The Activities
Index Of Activities
Glossary Of Terms
Bibliography
Authors.

Pedagogic background manual

Preface
The Acquisition Of Language By Children – With A Special Focus On Children
Stages Of Language Acquisition And The Development Of General Cognitive Skills
Multilingualism
Multilingual Education
Bibliography



Multilingual Families Resources for Educators

Educators

Word & Activity

Space – Clap overhead

Man – stand up

A3

CLAP THE WORD

DURATION	15–20 minutes
AGE RECOMMENDATION	6–10
KEY WORDS	audio, handclap, recording, sound
LANGUAGES OF THE ORIGINAL SOURCE	English
MATERIALS NEEDED	audio recording

AIM OF THE ACTIVITY

The aim of the activity is to introduce the languages of multilingual children to their classmates—the activity is designed to give an idea of the language's pronunciation and its fundamental features.

PREPARATION FOR THE ACTIVITY

A multilingual child from brings to class an audio that they knows well in the families language. This could be a song or a story. It is recommended to use an audio with very clear pronunciation to allow children to identify the words easily.

SIGNIFICANT BENEFIT OF THE ACTIVITY

The activity helps children to listen to the family language which is an important and essential part of all language learning.

SOURCE OF THE ACTIVITY

Teller V., White S.J., 1980, *Studies in child language and multilingualism: transnationalism, ethnicity, and the languages of American literature*. New York, N.Y.: New York Academy of Sciences.

PROCEDURE



Pupils sit in a circle. The teacher tells them that they will hear an audio in a foreign language. The multilingual child introduces the audio and gives other children with some information about it. They will hear one word several times in the recording. The child writes the targeted word on the board with its meaning and says it clearly several times. The teacher then instructs the pupils to clap their hands every time they hear that word as they listen to the recording. In order to make the activity more fun, the teacher can choose more than one word to identify. You will need to give different signals to different words. For example, raising hands or stamping a foot.

Multilingual Families Resources for Children

Includes

eStory Book 0 to 6

eStory Book 6 to 10













Children



Multilingual Families

Introduction to the Project

Repository

	Books		EU projects		Reading
	Articles		Reports		Social networks
	Research projects		Web Tools		Activities
	PhD Thesis		Web resources		Other



Website : <http://www.multilingual-families.eu>

Facebook : <https://www.facebook.com/Multilingual.Families>

Email : info@multilingual-families.eu

Multilingual Families

Introduction to the Project

Milestones

Establish Project Reference Group

Create a repository of research

Recommendations for the development of materials

Develop materials for parents, teachers, community workers & children

Translation of respective resources into 17 languages

Complete pilots

Teacher training – as a channel to reach and support parents

Dissemination and exploitation.

Multilingual Families

Introduction to the Project

Resources 1

For parents & children :

Introductory brochure 'Why to raise your children bilingually'

Parent's Guide 'How to motivate children to use the family language'

Introductory activities for parents and children

Children's leaflet : languages 'be proud and value'

Self access on-line guide for parents

Multilingual Families

Introduction to the Project

Resources 2

For teachers :

Introductory material – to answer parents questions

Teacher's Guide

Pedagogic background manual

Social Network group created for teachers and migrants